



Custom Switch Panels

Custom made marine products
Inspiration & product guide

www.customswitchpanels.com



Custom Switch Panels Catalogue

Cool, you found our catalogue! That means that you are about to discover our world of unique marine products for your boat, yacht or RV!

In this edition we will guide you through our field of expertise. Keep reading, or skip the text and be amazed by the images of our coolest switch panels we produced this year!

What do we do?

Custom Switch Panels specializes in manufacturing and assembling truly unique Custom Made electronics, mainly for boats and RV's.

By using our creative and innovative mindset we make sure that your new switch- or dashpanel for your boat will be an absolute eyecatcher for everyone who sets foot on your boat's deck.

After we have done that, we make sure that our clients receive the best aftersales there is. We will guide you through every step of the process, ensuring that you have all the support and assistance you need. Whether it's maintenance, troubleshooting or upgrades, our dedicated team is here to help!

"What is a custom switch panel?"

A Custom Made switch panel is a tailor-made control interface created specifically for your boat. Everything about it is custom. It always fits perfectly to your boat's interior and your personal-specific needs and taste when you and your boat are out on the canals, rivers or ocean.



FJORD 



NAV
LIGHTS



ANCHOR
LIGHT



FLOOR
LIGHTS



GUNWALE
LIGHTS



SPEAKERS



U/WATER
LIGHTS



HATCHES



FLOODS



SHOWER



DECK
WASH



LIVEWELL
1



LIVEWELL
2/3



PRO
AIR



RECIRC



BILGE
PUMP



Coolness

There are many different types of standard switch panels available on the internet.

But lets be honest, none of them really stand out or add any real value to the interior of your boat. We call them: *"one size fits none"*. They are just there to switch electronics on and off, which is fine, but when it comes to personal taste and appearance, they are not even a option worth considering.

If you had the possibility, you would probably mount it somewhere out of sight.

That's why we offer you the opportunity to make your switch- or dashpanel add a bad-ass look to your boats interior, while still offering the best and most reliable functionality you can find in boat electronics.

With our approach, we make sure that your switch panel will be perfectly integrated with your boats dashboard, console or cabin.

Together with you we will create a 100% unique design that fits your personal style. With additional upgrades as backlight, custom logo's (selected by you) or other custom engravings we make sure that your new switchpanel or dashboard will stand out!



Safety

Safety is the most important thing when you are out on the water.

You want to be able to completely trust the electronics underneath your console or dashboard. Imagine cruising on the lake or sea and suddenly your electronics goes haywire – definitely not the kind of surprise you're hoping for.

The switch panel on your console is the core of the electronics on your boat. To keep everything working smoothly, we have selected the best and most durable selection of buttons, switches, fuses and accessory for you that will last for years.

Did you choose for a panel including wiring?

Then our electronic department will carefully setup your wiring plan and together with you discuss the most convenient setup for your boat. We make sure that the wiring that you receive with your panel is clean and expertly organized.

Once your panel is assembled, we conduct thorough functionality checks to confirm that your new switch- or dashpanel is functioning as it should, giving you peace of mind that your electronics are in top shape.

With this approach, you can rest easy knowing that your boats electrical system it not only well-organized, but also built to last by professionals.

We are proud to have delivered a series of custom made switch panels for our national coastguard in the Netherlands. The panels are installed in a series of new RHIB's that will be used at sea and keep our seas safe!





*Our panels are mounted in the entire fleet of Nitra Boats (21', 29', 30') in Sweden, which are boats made for offshore powerboat racing and reaching well above 120 mph (190kmh).
Talk about some serious power!*

NITRA
boats

Robustness

The switch panel you get from us has to be able to withstand the toughest situations.

Built with high quality materials and rigorous testing, it ensures durability and reliability in extreme environments on the water.

Some of the panels we produce are installed in offshore applications. That means that they will encounter heavy seas and salt water. Our materials are meant to withstand those situations.

Now your boat might not be used in such harsh situations.

Still, we use the most robust parts in your panel. Even if you use your boat only on sweet water lakes, it is still our goal to make your panel as durable as possible, so you can enjoy it for years without thinking about it.

Depending on your needs, we will select specific parts for you. Whether is it impact or water-resistant related.



Sailing vessels

Over the last couple of years, we have seen an all growing demand of high quality and cool looking 12V-24V DC distribution panels for sailing vessels.

This goes for the well known sailingboat manufactures, as well as for individuals that enjoy owning a sailing vessel.

Especially with the older sailing vessels (>15 years and older) it becomes more evident to sailing enthusiasts that by upgrading their switch panel, the overall look of their interior gets a massive boost. In fact, the switch panel is one of the easiest parts to replace and add a luxury look to the interior.

When you want to really add something unique to your DC distribution panel, you can choose for premium options like a 45 degree beveled edge, a custom engraving of your boat, or backlight + dimmer! This way we will make sure your new switch panel stands out and will be an eyecatcher for everyone on board!

Ofcourse we make it possible upon request to turn off all the lights at night, without breaking your contact to the electronics, like your fridge or anchor light.



This switch panel was made for a DIY boat enthusiast which is completely rebuilding his boat. With all the new electronics installed, a custom made distribution panel made much sense!

In combination with the wooden interior, this matte black panel created a bad-ass result!

A switch panel was made for the dashboard of Maxima's brand new 35' tender, powered by twin 250hp Honda outboard.

This boat is fully made out of aluminium and truly deserves a custom made switch panel!

This boat can be found cruising at high speed at the beautiful river "Merwede" near our hometown!

MAXIMA
BOATS



MAXIMA
BOATS



Dashboard refit


The dashpanel of your boats is probably the most looked-at part in your boat. Not only by you, but also your guests. When someone walks past the dashboard, they will definitely look up! A high quality and cool-looking dashboard radiates a feeling of quality and craftsmanship across everyone on board.

When your boats or yachts dashboard has gotten older, you might be considering upgrading it.

Custom Switch Panels is your partner when it comes to refitting and upgrading your dashpanel. Together with you we can setup a completely new design for your dash, to make sure that all your instruments will still fit and add all the upgrades that you can imagine.

You don't need a separate switch panel.

When you are completely redesigning your dashboard, the best option is to integrate all the switches into your dashpanel. This way we can create a dashboard that is fully adapted to your interior!



I want a panel. Now what? "

Grate! First get in touch with us!

Trough the first phonecall you will get to know our engineers a little bit better and we will discuss your basic needs and your wishes for your new switch panel. You will receive simple questions like: *'what are the dimensions,? How many buttons? Do you want a logo engraved?'*

With this information we will be able to setup your first digital design. We always start with a blank piece of paper from which your design will by build up step by step.

Perhaps you already know exactly what kind of layout and parts you want. If not, we will guide you trough all the options and create multiple possible layouts for you.

This first design will be send to you for inspection. At this point you can tell us if you want changes in the design, which we will process in the digital design. Your design goes back and forth as long as needed to make it exactly like you want.

When the design in approved by you, we start manufacturing.

Our CNC machines start engraving and cutting out your panel, which then is beveled (optional), sanded, and polished. All by the hand of a craftsman. This is a time consuming step, but doing this by hand ensures you of the highest quality finish that you will not find anywhere else!

Only when the finish of the panel itself is perfect, we can start assembling.

Your chosen materials are manually installed into the panel where everything is torqued down to spec. After this step, the premium options you have selected, like the wiring, background lights, dimmers and fuseboxes are carefully connected on the rear of the panel.

We finish the process by connecting your new switch- or dashpanel to our testbench, where the panel will be completely tested on its functionality. After the test is succeeded we pack your panel and ship it to you, no matter where you are located.





CSP for boat builders & series production

Custom Switch Panels is your trusted partner for series production of switch panels, offering tailored solutions specifically designed for boat builders.

Our expertise in creating reliable, high-quality switch panels ensures that your project progresses smoothly from start to finish.

From design to production, we deliver consistent, durable, and precise results that meet the unique needs of your vessels or vehicles. Our scalable solutions, paired with a commitment to excellence, make CSP your go-to partner for both bespoke projects and large-scale series production.

Working closely with you, we create a design that aligns perfectly with your brand, ensuring that each switch panel not only meets your functional requirements but also enhances the aesthetics of your vessels. Our collaborative approach allows us to seamlessly integrate your vision and branding into every detail, resulting in switch panels that are as visually appealing as they are reliable. From the initial concept to the final product, we ensure the end result reflects your brand's identity and elevates the overall look and feel of your boats.

Free sample

Ask us to create a design and a sample panel, for free, so you can inspect the quality and craftsmanship, before you invest your time and money!

And remember, the switch panel or dashboard is subconscious one of the first items that your client will see. So you better make it look good!

Buttons & switches





IP67 button

With label add-on

This button is made out of plastic with a stainless steel beveled front.

The cool thing about this switch is that it's delivered with a set of labels, which can easily be mounted on the switch.

This switch has 1 NO contact and a maximum capacity of 20A @ 12VDC, which is more than enough for most of your electronics on board.

- 19mm cutout
- Comes with 5 symbols
- 50 additional symbols available
- IP67 (front side)
- Momentary or latching
- No relay needed!

IP67 pushbutton

100% sealed


If you are looking for waterproof pushbuttons, this is the one you need.

Unlike our other buttons, the mechanics of this buttons are completely sealed shut, which makes it impossible for water to get in.

The switch is made out of high grade Stainless Steel 316 which makes it suitable for the toughest environments, with a stainless steel nut that will hold the switch down.

The switch has integrated wires with a length of 60cm.

- 19mm cutout
- 50 additional symbols available
- IP67 (front & backside)
- Momentary or latching
- 60cm integrated wiring
- Easy to connect to your existing electronics
- 20Amps @ 12V
- Available at 12V and 24V
- Different colours available



IP67 pushbutton


Black anodised

Depending on the interior of your boat, the classic stainless steel buttons might not always be the best option. Luckily we have something for every boat!

With our 19mm anodized stainless steel pushbuttons, we can completely change the design of your panel. Black buttons generally make for a more bad-ass look, in addition to the more classical look that the silver buttons gives.

The 4.8mm connections on the back make it easy to connect your fast-on connector, or order a separate connector to make the rear watertight.

- 19mm cutout
- IP67 (front)
- IP67 connector available
- Momentary or latching
- 20Amps @ 12V
- Available at 12V and 24V
- Different colours available



We supply many more parts in our stock, that are available to add into your panel, or purchase separately. Check out our webshop, or request a quotation on the website within 2 minutes.

Need more information? Don't hesitate to contact us with your questions. We are happy to assist you!

Website:

www.customswitchpanels.com

Mail::

info@customswitchpanels.com

Phone:

+31(6) 11663634

Location:

the Netherlands

Hardinxveld - Giessendam



The advertisement features a woman in a light-colored bikini posing against a textured wall. In the foreground, a framed sign is displayed. The sign has a red background with a sunburst pattern of red, white, and black rays at the top. A dark circular logo in the center contains five white stars above the text 'CUSTOM SWITCH PANELS' and 'Netherlands' below it. Below the logo, there are icons of a sailboat and a motorboat flanking the text 'MARINE PRODUCTS'. Further down, the text 'Custom Made Switch & Dashboardpanels For your boat or RV' is centered between two dotted lines. At the bottom, a small line of text reads 'You want cool stuff. We got cool stuff! Call us now at +31 (6) 11663634'.

